

Rodica Dincă

# ENGLISH FOR KIDS

## CAIET DE LUCRU PENTRU CLASA A III-A

editat de Arabella McIntyre-Brown



<b>UNIT 1. NICE TO MEET YOU!</b>	<b>Topic:</b> The child's identity (name, age). <b>Vocabulary:</b> school objects, school friends. <b>Structures:</b> To be (Present Simple). This is / These are. The Imperative. Numbers 1-10. <b>Communication:</b> Introducing yourself. Spelling names.	5
<b>UNIT 2. THIS IS MY FAMILY</b>	<b>Topic:</b> The child's family. <b>Vocabulary:</b> family, colours. <b>Structures:</b> Personal pronouns. Possessive adjectives. <b>Communication:</b> Identifying colours.	10
<b>UNIT 3. THIS IS A TOY TRAIN</b>	<b>Topic:</b> Toys and games. <b>Vocabulary:</b> Possessions. <b>Structures:</b> a / an, this / that, these / those. Plurals (-s). Have got. <b>Communication:</b> Identifying toys. Talking about / describing toys.	15
<b>UNIT 4. THERE IS A SPIDER IN THE BATHROOM!</b>	<b>Topic:</b> The child's home. <b>Vocabulary:</b> Rooms and furniture. <b>Structures:</b> 's Genitive. There is / are. Plurals (-es). <b>Communication:</b> Identifying rooms and furniture. Talking about possessions.	20
<b>UNIT 5. TRICKSY HAS GOT A NEW PET</b>	<b>Topic:</b> Wild and domestic animals. <b>Vocabulary:</b> Animals and parts of their body. <b>Structures:</b> Have got. Adjectives. Irregular Plurals. <b>Communication:</b> Talking about wild / domestic animals.	25
<b>UNIT 6. I CAN COUNT!</b>	<b>Topic:</b> The weather. <b>Vocabulary:</b> sunny, windy, cold, hot, rainy etc. <b>Structures:</b> What is the weather like? The weather is ... / It is ... Numbers 11-20. Can / can't. <b>Communication:</b> Talking about the weather.	30
<b>UNIT 7. HE IS WEARING A TIE</b>	<b>Topic:</b> Clothes. <b>Vocabulary:</b> dress, tie, hat, shoes etc. <b>Structures:</b> The Present Continuous. <b>Communication:</b> Describing what people are wearing.	35
<b>UNIT 8. HAPPY BIRTHDAY!</b>	<b>Topic:</b> Games. Parts of the body. <b>Vocabulary:</b> magic cube, puzzle etc. <b>Structures:</b> The Imperative. The Present Continuous. The Present Simple. Prepositions. <b>Communication:</b> Talking about favourite food and drinks.	40
<b>UNIT 9. CAN I HAVE A SLICE OF PIZZA, PLEASE?</b>	<b>Topic:</b> Food. <b>Vocabulary:</b> breakfast, lunch, dinner etc. <b>Structures:</b> Can I ..., please? a / an, some. The Present Simple. The Present Continuous. <b>Communication:</b> Asking for food. Talking about current activities.	45
<b>UNIT 10. I'M A DRIVER</b>	<b>Topic:</b> Jobs and occupations. <b>Vocabulary:</b> farmer, vet, teacher, cook, nurse etc. <b>Structures:</b> The Present Simple (affirmative). The Present Continuous (affirmative / negative / interrogative). <b>Communication:</b> Talking about jobs.	50
<b>UNIT 11. TRICKSY CAN'T FLY</b>	<b>Topic:</b> Daily activities. <b>Vocabulary:</b> The weekdays. The time. <b>Structures:</b> The Present Simple (affirmative / negative). Can / can't. <b>Communication:</b> Talking about likes / dislikes / routines.	55
<b>UNIT 12. I WANT TO MAKE A SANDCASTLE!</b>	<b>Topic:</b> Holiday places. <b>Vocabulary:</b> seaside, mountains, forest, park etc. <b>Structures:</b> The Present Simple (interrogative). The Present Continuous. <b>Communication:</b> Asking and answering about favourite holiday places and activities.	60



## Table of contents

<b>REVISION</b>	<b>Topic:</b> The child's identity. <b>Vocabulary:</b> Units 1-12. <b>Structures:</b> The Present Simple and Continuous. Have got. The Imperative. (Ir)regular Plurals. 's Genitive. There is / there are. The Comparison. Personal, possessive and demonstrative pronouns. <b>Communication:</b> Units 1-12.	65
<b>Project 1. ANIMALS ON THE FARM</b>	<b>Topic:</b> Domestic animals. <b>Vocabulary:</b> cow, pig, hen, duck, horse etc. <b>Structures:</b> Adjectives. Some. Have got. Numbers. <b>Communication:</b> Describing domestic animals.	70
<b>Project 2. THE TIME MACHINE</b>	<b>Topic:</b> Telling the time. <b>Vocabulary:</b> clock, half past... <b>Structures:</b> What time is it? / Have you got the time? <b>Communication:</b> Asking and answering questions about the time.	71
<b>Project 3. MY TOWN</b>	<b>Topic:</b> The child's environment. <b>Vocabulary:</b> house, tree, playground etc. <b>Structures:</b> This / that, these / those, here / there. <b>Communication:</b> Describing a familiar place.	72
<b>Project 4. SPELLING BEE</b>	<b>Topic:</b> The alphabet. <b>Vocabulary:</b> words beginning with the letters of the alphabet. <b>Communication:</b> Spelling of recycled vocabulary.	73
<b>Project 5. SPECIAL DAYS</b>	<b>Topic:</b> Festivals. <b>Vocabulary:</b> Christmas, Halloween, Easter, Mother's Day. <b>Structures:</b> Can. The Present Simple. <b>Communication:</b> Congratulating mother (letter).	74
<b>Project 6. THAT PLANE IS FLYING!</b>	<b>Topic:</b> Familiar activities. <b>Vocabulary:</b> duck, child, girl, dolphin etc. <b>Structures:</b> The Present Continuous. This / that, these / those. <b>Communication:</b> Identifying current activities.	76
<b>Project 7. IT'S A MAGIC WORLD!</b>	<b>Topic:</b> Fairytale characters. <b>Vocabulary:</b> clothes and magic objects. <b>Structures:</b> Whose...? The Possessive. <b>Communication:</b> Describing people.	78
<b>CUT-OUTS</b>		79



### 1 LISTEN AND LEARN THE ALPHABET!

A B C D E F G H  
I J K L M N O P  
Q R S T U V W  
X Y Z

This is my ABC,  
Nice to meet  
you, repeat  
with me!


### 2 LOOK AT THE PICTURES, THEN WRITE:




Hi! My name is Sam.  
I am 9 years old.




This \_\_\_\_\_ my  
deskmate, Mike.




These \_\_\_\_\_ my friends:  
Jim, Benny, Nick and Tom.



Hi! My name \_\_\_\_\_ Jessy.  
I \_\_\_\_\_ 9 years old.



This \_\_\_\_\_  
my deskmate, Lily.



These \_\_\_\_\_ my friends:  
Betty, Mary, Vicky and Maddy.

### 3 A. SPELL THE NAMES IN EXERCISE 2. B. WRITE YOUR NAME. THEN, SPELL IT!

\_\_\_\_\_



## 4 WRITE ABOUT YOU. DRAW AND COLOUR IN A PICTURE OF YOU.

MY NAME

I \_\_\_\_\_ YEARS OLD.

THIS IS MY FRIEND,

\_\_\_\_\_ IS \_\_\_\_\_ YEARS

OLD. \_\_\_\_\_ IS MY

DESKMATE. I LOVE

SCHOOL AND

FRIENDS!

## 5 FIND 10 SCHOOL OBJECTS:

C	X	R	U	B	B	E	R	D	Y
S	H	A	R	P	E	N	E	R	L
S	P	O	N	G	E	Z	T	V	P
K	E	R	T	Z	F	Y	E	G	E
Y	N	C	W	D	I	R	X	E	N
B	O	A	R	D	Y	U	T	G	C
U	J	K	O	S	Z	L	B	A	I
C	H	A	L	K	Q	E	O	P	L
E	D	M	P	R	E	R	O	T	U
N	O	T	E	B	O	O	K	C	P

1. RUBBER

6. \_\_\_\_\_

2. \_\_\_\_\_

7. \_\_\_\_\_

3. \_\_\_\_\_

8. \_\_\_\_\_

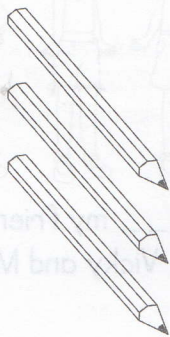
4. \_\_\_\_\_

9. \_\_\_\_\_

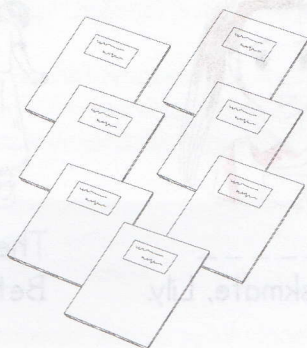
5. \_\_\_\_\_

10. \_\_\_\_\_

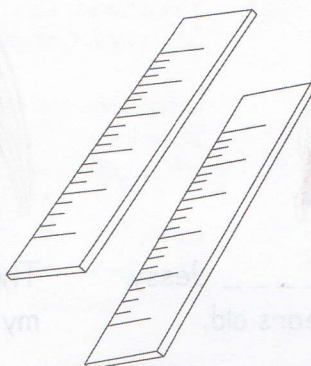
## 6 LOOK AND MATCH:



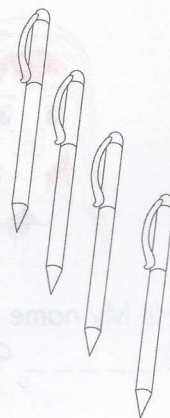
FOUR PENS



TWO RULERS



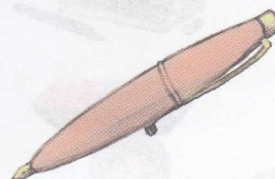

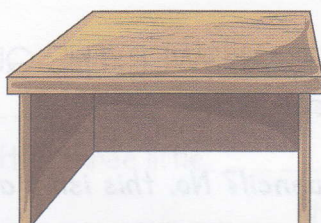



SEVEN NOTEBOOKS



THREE PENCILS



7 **LISTEN AND CROSS OUT THE OBJECTS YOU HEAR.**  
WHEN YOU CROSS OUT THE LAST ONE, SAY "BINGO!"



**8** GO TO PAGE 79 AND CUT OUT THE SCHOOL OBJECTS.  
STICK THEM IN YOUR NOTEBOOK AND SAY WHAT THEY ARE.



## 9 GUESS THE WORD!

Number 1 is in LANGUAGE,  
 Number 2 is in EYE,  
 Number 3 is in PUPIL,  
 Number 4 is in RUBBER,  
 Number 5 is in ERASER,  
 Number 6 is in CHALK,  
 Number 7 is in HOUSE,  
 Number 8 is in ANSWER,  
 Number 9 is in UMBRELLA.  
 Number 10 is in NICE!



Nice to  
 meet you,  
 I'm Tricksy  
 McDread!

What am I?

I am a 1. **L**, 2. **O**, 3. **O**, 4. **O**, 5. **O**, 6. **O**, 7. **O**, 8. **O**, 9. **O**, 10. **N**!

## 10 GAME: LISTEN TO YOUR TEACHER AND TOUCH A SCHOOL OBJECT!

*Touch the DESK!* = Pupils touch the desk.

*Touch your NOSE!* = Pupils don't move.

When you make a mistake, you sit the next round!

## 11 LISTEN AND REPEAT THE POEM: WELCOME TO RAINBOW SCHOOL!

## 12 LOOK AT THE PICTURES AND ANSWER THE QUESTIONS, FOLLOWING THE EXAMPLE:



*Is this a pencil? No, this isn't a pencil. This is a pen!*



1 Is this a schoolbag? \_\_\_\_\_  
 \_\_\_\_\_



2 Is this a ruler? \_\_\_\_\_  
 \_\_\_\_\_




3 Is this a desk? \_\_\_\_\_  
 \_\_\_\_\_



4 Is this a rubber? \_\_\_\_\_  
 \_\_\_\_\_





## TEN LITTLE INDIANS

John Doe is a little Indian

John Doe is a little Indian

John Doe is a little Indian

One little Indian boy.



B. LISTEN AND SING THE SONG: CANDLES ON MY CAKE.

C. COMPLETE THE LYRICS!

One little, two little, \_\_\_\_\_ little candles,  
 Four little, \_\_\_\_\_ little, six little candles,  
 \_\_\_\_\_ little, eight little, nine little candles,  
 \_\_\_\_\_ little candles on my cake!

Ten little, \_\_\_\_\_ little, eight little candles,  
 Seven little, \_\_\_\_\_ little, five little candles,  
 \_\_\_\_\_ little, three little, \_\_\_\_\_ little candles,  
 \_\_\_\_\_ little candle on my cake!



14 PLAY THE GAME "I SPY"! LISTEN TO THE EXAMPLE:



TEACHER

I spy with my little  
 eye... an object  
 beginning with B!



CHILDREN

BLACKBOARD!!!



## Unit 2

## THIS IS MY FAMILY

- 1 THIS IS TRICKSY'S FAMILY! POINT, MATCH AND SAY, FOLLOWING THE EXAMPLE:

*This is brother Rusty. Hello, brother Rusty!*



BOUNTY



CLOVER



LUCKY

## THE MCDREADS



GOLDIE



DAFFODIL



RUSTY

MOTHER

FATHER

GRANDMOTHER

GRANDFATHER


SISTER




## 2 READ, THEN, WRITE:

Respect pentru oameni și cărți

<b>NAME:</b>	Sam
<b>SURNAME:</b>	Douglas
<b>PARENTS:</b>	John & Sylvia
<b>BROTHER:</b>	Andy
<b>SISTER:</b>	Carol
<b>GRANDPARENTS:</b>	George & Mary
<b>UNCLE:</b>	Eddie
<b>AUNT:</b>	Kate
<b>COUSIN:</b>	Jerry



## 3 WRITE ABOUT YOU AND YOUR FAMILY:



## 4 LISTEN AND WRITE. THEN, SAY: HIS / MY / HER / YOUR / THEIR / OUR

"Hi! My name's Tricksy McDread. This is \_\_\_\_\_ brother. \_\_\_\_\_ name's Rusty. This is \_\_\_\_\_ sister. \_\_\_\_\_ name's Lucky. \_\_\_\_\_ parents are Daffodil and Clover. \_\_\_\_\_ grandparents are Goldie and Bounty. These are Uncle Bunyon and Aunt Destiny. \_\_\_\_\_ daughter is Lucky. What about \_\_\_\_\_ family?"